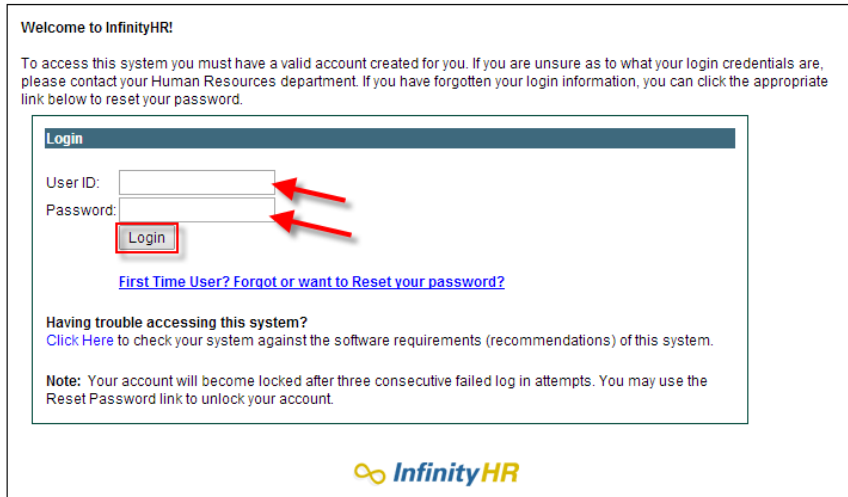


Logging In

1. Go to www.InfinityHR.com
2. Enter your User ID and Password. Click Login.



Welcome to InfinityHR!

To access this system you must have a valid account created for you. If you are unsure as to what your login credentials are, please contact your Human Resources department. If you have forgotten your login information, you can click the appropriate link below to reset your password.

Login


User ID:

Password:

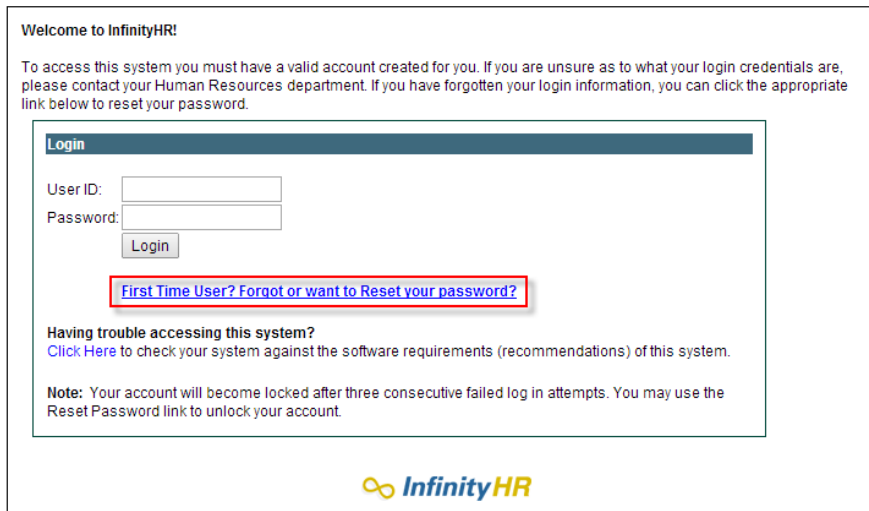
[First Time User? Forgot or want to Reset your password?](#)

Having trouble accessing this system?
[Click Here](#) to check your system against the software requirements (recommendations) of this system.

Note: Your account will become locked after three consecutive failed log in attempts. You may use the Reset Password link to unlock your account.



3. Your User ID consists of your first initial followed by your last name and the month/day of your birth. As an example, for someone named **Mary Smith**, her User ID would be: **MSmithMMDD**
4. If it's your first time logging into the system, you will need to click on the "[First Time User? Forgot or want to Reset your password?](#)" link:



Welcome to InfinityHR!

To access this system you must have a valid account created for you. If you are unsure as to what your login credentials are, please contact your Human Resources department. If you have forgotten your login information, you can click the appropriate link below to reset your password.

Login


User ID:


Password:

[First Time User? Forgot or want to Reset your password?](#)

Having trouble accessing this system?
[Click Here](#) to check your system against the software requirements (recommendations) of this system.

Note: Your account will become locked after three consecutive failed log in attempts. You may use the Reset Password link to unlock your account.



5. You will then be required to verify your identity by entering your date of birth and SSN. Then click the  button.